



UNIVERSITY OF
CAMBRIDGE

Cambridge Working Papers in Economics

Relaxing competition through speculation:
Committing to a negative supply slope

Pär Holmberg and Bert Willems

CWPE 1252 & EPRG 1224



UNIVERSITY OF
CAMBRIDGE

Electricity Policy
Research Group

Relaxing competition through speculation: Committing to a negative supply slope

EPRG Working Paper 1224

Cambridge Working Paper in Economics 1252

Pär Holmberg and Bert Willems

Abstract We demonstrate how suppliers can take strategic speculative positions in derivatives markets to soften competition in the spot market. In our game, suppliers first choose a portfolio of call options and then compete with supply functions. In equilibrium firms sell forward contracts and buy call options to commit to downward sloping supply functions. Although this strategy is risky, it reduces the elasticity of the residual demand of competitors, who increase their mark-ups in response. We show that this type of strategic speculation increases the level and volatility of commodity prices and decreases welfare.

Keywords Supply function equilibrium, Option contracts, Strategic commitment, Speculation

JEL Classification JC73, D43, D44, G13, L13, L94

Contact
Publication

par.holmberg@ifn.se
November, 2012

www.eprg.group.cam.ac.uk

Relaxing competition through speculation: Committing to a negative supply slope*

Pär Holmberg[†] and Bert Willems[‡]

November 5, 2012

Abstract

We demonstrate how suppliers can take strategic speculative positions in derivatives markets to soften competition in the spot market. In our game, suppliers first choose a portfolio of call options and then compete with supply functions. In equilibrium firms sell forward contracts and buy call options to commit to downward sloping supply functions. Although this strategy is risky, it reduces the elasticity of the residual demand of competitors, who increase their mark-ups in response. We show that this type of strategic speculation increases the level and volatility of commodity prices and decreases welfare.

Keywords: Supply function equilibrium, Option contracts, Strategic commitment, Speculation

JEL codes: C73, D43, D44, G13, L13, L94

*Pär Holmberg has been financially supported by IFN's Research Program The Economics of Electricity Markets and the Jan Wallander and Tom Hedelius Foundation. Bert Willems was the recipient of a Marie Curie Intra European Fellowship (PIEF-GA-2008-221085). Bert thanks the Electricity Policy Group at Cambridge University, where part of the research was performed, for its hospitality. We are grateful to Ola Andersson, Cédric Argenton, Sven-Olof Fridolfsson, Björn Hagman, Urban Hammarstedt, David Newbery, Christoph Schottmüller, Magnus Sunnefors, Thomas Tangerås, Wolf Wagner and Gregor Zöttl for discussions and excellent comments. We are also grateful for comments from seminar participants at Tilburg University and the Research Institute of Industrial Economics (IFN) and from participants at conferences in Toulouse, Economics of Energy Markets, in Voss, Workshop on Pricing in Deregulated Electricity Markets, and Stockholm, International Association of Energy Economics (IAEE) and European Association of Research in Industrial Economics (EARIE). Finally, we thank Dina Neiman for proofreading the paper. Any remaining errors are ours.

[†]Research Institute of Industrial Economics (IFN), Stockholm. Associate Researcher of the Electricity Policy Research Group, University of Cambridge.

[‡]Department of Economics, TILEC & CentER, Tilburg University.

1 Introduction

The trade in commodity derivatives is widespread and trading volumes often surpass that of the underlying commodities.¹ Ideally derivatives markets improve market efficiency as they allow firms to manage risk and facilitate price discovery by aggregating information across market participants.² We show that derivatives trade increases spot market volatility and harms competition, when dominant producers trade futures and options contracts.

By trading financial derivatives, strategic producers affect their own and their competitors' strategies, and therefore market competitiveness. We show that each producer uses derivatives to commit to a downward sloping supply function, i.e. to produce more when prices are low and less when they are high. As illustrated in Figure 1 this commitment makes the residual demand curve for each of its competitors steeper (less price-sensitive) and induces them to increase mark-ups and reduce total output. In the aggregate, firms commit to a downward sloping supply function, which increases the volatility of the spot price as even a small demand shock will cause large price fluctuations.

Without derivative trade, producers would offer upward-sloping supply functions in equilibrium.³ However, producers can influence the slope of their supply function by cleverly using derivatives as commitment devices. It is well-established, that selling a commodity with forward contracts changes a strategic producer's incentives; it becomes more interested in output and less in mark-ups in the spot market.⁴ The reason is that an increase in the spot price would also increase its contracted liability. Thus in order to commit to a downward sloping supply function, a firm would want to sell (or hedge) a large fraction of its output with contracts when the spot price is low, which commits the firm to a high output, and to sell (or hedge) a small fraction with contracts when the spot price is high, which commits the firm to a low output. More generally one can say that a producer wants to sell a portfolio, for which the liability's sensitivity to the spot price is positive (the *delta* is positive), but decreasing (the *gamma* is negative). When the spot price is low the producer would like to produce a lot, as a reduction of the production level increases the price, which drastically increases its contracted liability. On the other hand, the producer has less output when

¹Commodity derivatives markets have seen a 60-fold increase in the value of trade between 1998 and 2008. In 2008 the outstanding value of commodity derivatives equaled \$13 trillion. This is twice the worldwide output of commodities, and about 21% of world GDP.

²The effect of derivatives trade is a point of debate in the finance literature. Some authors claim that it reduces the variance and level of spot prices and improves price information (Turnovsky, 1983; Cox, 1976; Korniotis, 2009), while others claim the opposite (Hart and Kreps, 1986; Stein, 1987; Figlewski, 1981).

³See Klemperer and Meyer (1989). Vives (2011) shows that there can be exceptions if production costs are private information. Producers might then hold back supply at high prices in order to avoid a winner's curse, and this may result in downward sloping supply functions.

⁴The strategic effect of forward contracts has been shown empirically by Wolak (2000) and Bushnell et al. (2008) and derived theoretically by Allaz and Vila (1993), von der Fehr and Harbord (1992), Newbery (1998) and Green (1999). de Frutos and Fabra (2012) show that there are sometimes exceptions from this rule in markets where offers are required to be stepped.

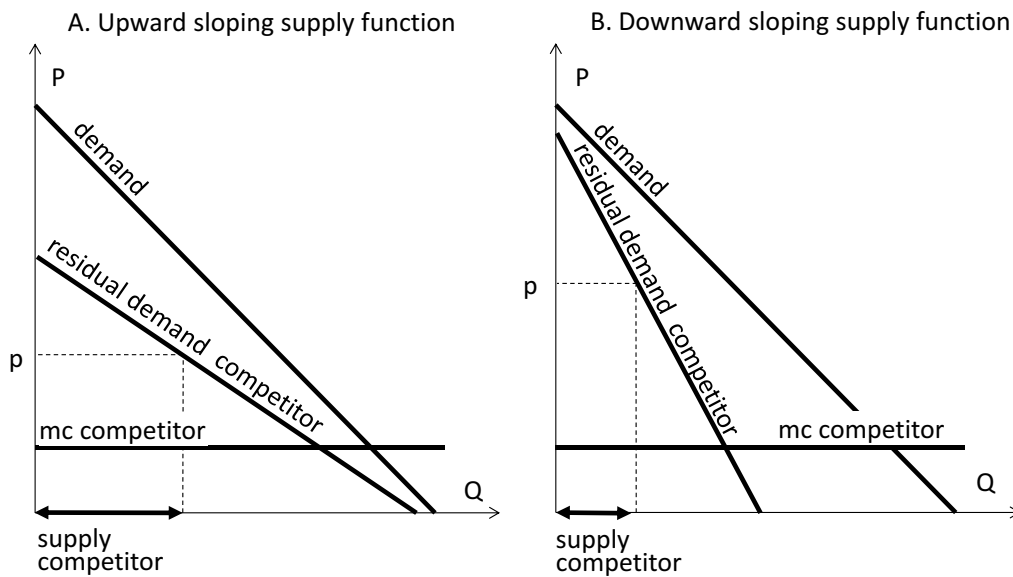


Figure 1: The residual demand function and the production level of a firm's competitor, if the firm bids (A) an upward sloping or (B) a downward sloping supply function.

the spot price is high, as a reduction of the production level then increases its liability to a lower extent. A producer can achieve a portfolio with this property by trading option contracts.

A call option hedges the buyer against high spot prices; essentially it gives him the right to procure one unit of the good from the seller at a predetermined price, the option's strike price. The contract is only exercised when the spot price is above the strike price. By selling a carefully designed portfolio of call option contracts a producer can fully hedge its risk, that is, ensure that changes in operational profit are perfectly offset by changes in the liability of its contracting portfolio. The advantage of selling a portfolio of call options is that in contrast to a forward contract, which only hedge price risk, they can also be used to hedge volume risk (Bessembinder and Lemon, 2002; Willems and Morbee, 2010). But we show that a producer instead has incentives to commit to a supply function with a negative slope by *selling* a forward contract and by *buying* a portfolio of call options with a range of strike prices.⁵ The forward contract is a promise for future delivery, which creates a liability for the producer. As the spot price increases, the producer will also exercise an increasing amount of call options, and thus partially offset its forward position. So the producer will successively reduce its hedged output (net-sales with contracts) or equivalently the sensitivity of its liability, as the spot price increases. This is a risky strategy, but it will increase the firm's expected profit.

Until recently a handful of electricity producers in the Nordic countries reg-

⁵It follows from the put-call parity that this can also be achieved with a portfolio of forward contracts and put options.

ularly made offers that were (partly) downward sloping.⁶ Market observers have attributed those irregular bids to the option contracts of those producers, but it has been a puzzle why producers took those risky contract position in the first place. In this paper we identify a mechanism that could explain this. Perhaps producers use contracts to commit to a downward sloping supply in order to soften competition? Related results are found in an empirical study of the German electricity market by Willems et al. (2009). They find no evidence of producers selling call option contracts or equivalent contracts to hedge their output.⁷ This is in line with our results as we predict that firms have no incentive to sell call option contracts, but to buy them instead.

In their seminal paper, Allaz and Vila (1993) analyze a strategic contracting game, where risk-neutral firms first sell forward contracts and then compete on quantities in a spot market with certain demand. However, this setting is too restrictive to capture producers' incentives to commit to downward sloping supply functions. A concern is therefore that Allaz and Vila's work has led to the overly optimistic view that allowing for contracting will automatically improve market competitiveness. Thus we generalize Allaz and Vila's two-stage game by allowing for price contingent contracts and price contingent supply offers. In the first stage, oligopoly producers choose a portfolio of call option contracts with a range of strike prices. In the second stage, they compete with supply functions in a spot market with uncertain demand as in Klemperer and Meyer (1989) and Green and Newbery (1992). Like us, Chao and Wilson (2005) consider the influence of option contracts on supply function competition, but contracting is exogenous in their model.

In contrast to Allaz and Vila (1993) total surplus *decreases* when the financial market is introduced in our model. This *anti-competitive effect* is partly mitigated when demand uncertainty increases. With more demand uncertainty/variation it is optimal for firms to offer supply functions that have a less negative slope, as this allows them to benefit more from both high and low demand realizations. Thus to avoid the anti-competitive effect of speculation, this suggests that option contracts should not be traded near delivery because firms then have a good estimate of demand. Alternatively, the same option contract or supply function should be valid for several delivery periods in order to increase the range of demand levels that contracts needs to cover.

The results of our paper have some parallels in the literature on delegation games. The main differences between our paper and the delegation literature is that we use financial contracts instead of delegation as the commitment device,

⁶Downward sloping supply bids were allowed in the Nordic power exchange (Nord Pool) until it introduced a new clearing algorithm on October 10, 2007 that could no longer handle them. Total supply of a firm consists of its supply in the power exchange plus its supply delivered directly to consumers with bilateral contracts. So if bilaterally contracted supply is sufficiently downward sloping, total supply could still be downward sloping, even if the power exchange itself does not allow for downward sloping supply bids.

⁷Willems et al. (2009) compare two contracting scenarios for the German electricity market: one with standard forward contracts and another with load following contracts. The latter corresponds to firms selling forward contracts and several call option contracts such that the same fraction of output is hedged for each price level in the spot market. They find that the first scenario fits the data best.

and that we allow firms to commit to supply functions with any slope. Singh and Vives (1984) and Cheng (1985) analyze a game where the owner of each firm first decides the slope of its supply. The slope is either horizontal (Bertrand) or vertical (Cournot). The implementation of this decision is delegated to the firm's manager, who sets either the firm's price or its output depending on the owner's choice. In equilibrium, each firm commits to play Cournot when demand is certain. As in our model, this makes the residual demand function of competitors less elastic, it softens competition and leads to higher mark-ups. Reisinger and Ressler (2009) show that if demand is sufficiently uncertain, firms commit to play Bertrand. Thus as in our model, uncertainty makes the market more competitive.

The structure of the paper is as follows. Section 2 summarizes the previous literature. The model of strategic option contracting is introduced in Section 3 and its main properties are derived in Section 4. Section 5 presents closed-form results when demand is linear and demand shocks are Pareto distributed of the second-order. Section 6 concludes.

2 Literature review

Most oligopoly models with strategic commitments can be analyzed in the framework developed by Fudenberg and Tirole (1984) and Bulow et al. (1985). A firm maximizes its profit by committing to a strategy that softens the response of its competitors. Firms commit to aggressive spot market bidding (high output or low mark-up) if it results in a soft response from competitors (low output or high mark-up), which is, by definition, the case when strategies are substitutes. On the other hand, firms commit to peaceable (soft) spot market bidding if this results in a soft response from competitors.

The seminal paper on strategic forward contracting by Allaz and Vila (1993) is an example of a game with strategic substitutes. They analyze a two-stage game with a homogeneous good. In the first stage producers sell contracts to non-strategic consumers or financial traders. The contracts are disclosed, so they are observable.⁸ In the second stage producers compete in a Cournot market. The set-up introduces a prisoners' dilemma for producers: Each producer will sell forward contracts to commit to a large output. This gives it a Stackelberg first-mover advantage, which would reduce competitors' output, if they would not have sold any forward contracts themselves. However, in equilibrium all firms sell forward contracts, spot market competition becomes tougher, and producers end up worse off. Thus endogenous contracting is pro-competitive and welfare

⁸Contracting is strategic when firms are risk-averse or when contract positions are observable (Hughes and Kao, 1997). Financial trading is anonymous in most markets, and a firm's contract positions are normally not revealed to competitors. Still competitors can get a rough estimate of the firm's forward position by analyzing the turnover in the forward market and the forward price (Ferreira, 2006). Ferreira's theoretical argument is also relevant in practice. Van Eijkel and Moraga-González's (2010) find that firms in the Dutch gas market are able to infer competitors' contract positions and that contracts are used for strategic rather than hedging reasons. Finally, it can be noted that vertical integration with a retailer that is selling the good at a fixed retail price is equivalent to observable contracting.

increasing when firms compete on quantities.⁹ Brandts et al. (2008) confirm this result in economic experiments.

However, introducing a forward market worsens competition when strategies are complements, i.e. when an aggressive commitment results in an aggressive spot market response from competitors. Mahenc and Salanié (2004) analyze a market with differentiated goods and price competition, and show that a commitment to low mark-ups, due to forward sales, is met with a tough response, that is competitors also lower their mark-ups. To avoid the tough response, firms buy in the forward market (negative contracting) in order to soften competition in the spot market. This increases mark-ups in the spot-market. Thus, forward trading reduces social welfare when strategies are complements.

In a more generalized form of spot market competition, producers compete with supply functions under demand uncertainty, as in the supply function equilibrium (SFE) model (Klemperer and Meyer, 1989). The setting of the SFE model is obviously well-suited for markets where producers sell their output in a uniform-price auction, as in wholesale electricity markets (Green and Newbery, 1992; Holmberg and Newbery, 2010). This has also been empirically verified.¹⁰ Although most markets are not explicitly cleared by uniform-price auctions, Klemperer and Meyer (1989) argue that firms typically face a uniform market price and they need predetermined decision rules for its lower-level managers on how to deal with changing market conditions. Thus firms implicitly commit to supply functions also in the general case. Indeed, Vives (2011) notes that competition in supply functions has been used to model bidding for government procurement contracts, management consulting, airline pricing reservation systems, and provides a reduced form in strategic agency and trade policy models.

Bertrand and Cournot competition can be seen as two extreme forms of supply function competition. Thus, it is not surprising that the competitive effects of strategic forward contracting are ambiguous in supply function markets. Newbery (1998) considers cases where the demand uncertainty is bounded, so that the market has multiple equilibria. He shows that contracting depends on how firms coordinate their strategies in the spot market. Newbery (1998) also analyzes the relation between contracts and entry,¹¹ while we and the other papers in this review focus on the short-run effects of contracting. Green (1999) shows that forward contracting does not influence competition in markets with linear marginal costs and linear demand if producers coordinate on linear supply function equilibria. Holmberg (2011) considers a sufficiently wide support of the demand

⁹Allaz and Vila (1993) also show that the perfectly competitive outcome is a subgame perfect Nash equilibrium if contracting is repeated an infinite number of rounds. However, Ferreira (2003) proves that this outcome is not renegotiation-proof, while the monopolistic outcome is.

¹⁰Hortacsu and Puller, (2008), Sioshansi and Oren, (2007) and Wolak (2003) verify that large producers in the electricity market roughly bid as predicted by the SFE model.

¹¹Newbery (1998) shows that producers sell contracts to keep output high and spot prices low to deter entry. Murphy and Smeers (2010) show that the impact of forward contracts on competition is ambiguous once investment decisions are endogenized. In Argenton and Willems (2010) firms sell standard forward contracts to exclude potentially more efficient entrants, and Petropoulos et al. (2010) show that financial contracts might lead to preemptive overinvestments by incumbent firms.

shock distribution, so that the spot market has a unique equilibrium. He shows that contracting strategies are weakly pro-competitive when marginal costs are constant. Herrera-Dappe (2008) calculates asymmetric contracting equilibria and in his setting forward trading will decrease welfare.¹²

In our setting firms trade option contracts, so the contracted quantity is contingent on the spot price. This is the main difference in our study compared to the above mentioned studies. Similarly, Willems (2005) generalizes Allaz and Vila's (1993) result by considering firms that sell a bundle of call option contracts, but Willems keeps the Cournot setting in the spot market. As in Allaz and Vila (1993) a firm can commit to be tough by selling more contracts. However strategies are stronger strategic substitutes if financial option contracts are used. By being tough a firm lowers the spot price, which reduces the number of option contracts that are exercised by competitors.¹³ This softens the competitors' actions more than with forward contracts. Thus the incentive to sell contracts increases, and the equilibrium becomes more competitive. Selling physical call options has an additional effect; a firm can commit to a positively sloped supply function, even if it is restricted to playing Cournot in the spot market. As this makes the competitors' residual demand more elastic, it toughens their response. Actions become weaker strategic substitutes or even complements. Hence, firms will commit less or nothing at all. Therefore a Cournot market becomes less competitive with physical options compared to financial options if producers are restricted to selling call option contracts. In our model physical and financial option contracts are equivalent, as both contracts affect the slopes of the offer functions in the second stage. We also show that firms prefer their contracted quantity to decrease with respect to the spot price, so that the slope of competitors' residual demand becomes less elastic. Thus, unlike Willems (2005) firms buy call option contracts in our model.

3 Model

We model producers' contracting and supply strategies as a two-stage game. In the first stage, N risk-neutral producers commit by strategically choosing a portfolio of call option contracts with a spectrum of strike prices. Firms' contracting decisions are made simultaneously. Similar to Allaz and Vila (1993), Newbery (1998), Green (1999) etc., producers disclose their contracting decisions. Risk-neutral, non-strategic counterparties (e.g. consumers or investment banks) with rational expectations ensure that each option price corresponds to the expected value of the contract. This rules out any arbitrage opportunities in the market. In

¹²Anderson and Xu (2005; 2006), Anderson and Hu (2012), Aromi (2007), Chao and Wilson (2005) and Niu et al. (2005) have also analyzed how exogenously given forward or option contracts influence supply function competition. But they do not analyze to what extent contracting is strategically driven.

¹³A similar pro-competitive mechanism occurs when each firm offers its forward contracts with a supply function in the contract market (Green, 1999; Holmberg, 2011). Then a firm has incentives to sell forward contracts in order to reduce the forward price and competitors' forward sales.

the second stage, firms compete in the spot market. It is a uniform-price auction in which sellers simultaneously submit supply functions. After these offers have been submitted, an additive demand shock is realized. The distribution of the shock is common knowledge.

A financial call option gives the buyer the right to receive the difference between the spot market price and a predetermined strike price r .¹⁴ The contract is exercised when the spot price is above the strike price. In stage 1, firm $i \in \{1, 2, \dots, N\}$ decides how many option contracts to sell at each strike price. We assume that 0 and \bar{p} are the lowest and highest realized prices in the market, respectively. The contracting decision is represented by the right-continuous distribution function $X_i(r) : [0, \bar{p}] \rightarrow \mathbb{R}$, the amount of option contracts sold with a strike price equal to or below r . A forward contract corresponds to a call option with strike price zero, as it is always exercised. Thus $X_i(0)$ is the amount of sold forward contracts. Firm i can decide to go short ($X_i(r) > 0$) or long ($X_i(r) < 0$). We let $X(r) = \sum_{i=1}^N X_i(r)$ represent the contracting decision of the industry and $X_{-i}(r) = X(r) - X_i(r)$ those of firm i 's competitors.

Let $\sigma(r)$ be the price of an option with strike price r in the contracting market. Producer i 's revenue from selling call options in the contracting market is given by:¹⁵

$$\bar{V}_i = \int_0^{\bar{p}} \sigma(r) \cdot dX_i(r).$$

All call options that are in the money, i.e. the spot price is above the strike price, will be exercised. Thus for a given spot price p , the total value $V_i(p)$ of firm i 's sold contracts is given by:¹⁶

$$V_i(p) = \int_0^p (P(\varepsilon) - r) dX_i(r) = \int_0^p X_i(r) dr.$$

Note that the sensitivity of this contract payment with respect to the spot price (the delta of the sold portfolio) is exactly equal to $X_i(p)$

$$\frac{dV_i(p)}{dp} = X_i(p). \quad (1)$$

For a given spot price p and output q , firm i 's profit from trading in the contract and the spot markets is equal to the revenue from sold contracts \bar{V}_i and spot market sales pq , minus the cost of exercised contracts $V_i(p)$ and the production cost $C_i(q)$. (See Figure 2)

$$\pi_i(p, q) = \bar{V}_i + pq - V_i(p) - C_i(q). \quad (2)$$

¹⁴It can be shown that our results are identical under physical contracts. A physical call option commits the writer/seller to deliver the good at the strike price r . The buyer exercises the contract for spot prices above r . The total output of a producer is given by the sum of its sales with bilateral physical contracts and its accepted sales in the spot market exchange.

¹⁵We use the Lebesgue-Stieltjes integral, which is standard in probability theory, to integrate over the contract positions.

¹⁶Note that $P(\varepsilon) - r$ is continuous in r . The second equality follows from the integration by parts formula for the Lebesgue-Stieltjes integral, where one of the factors is continuous at each point (Hewitt and Stromberg, 1965).

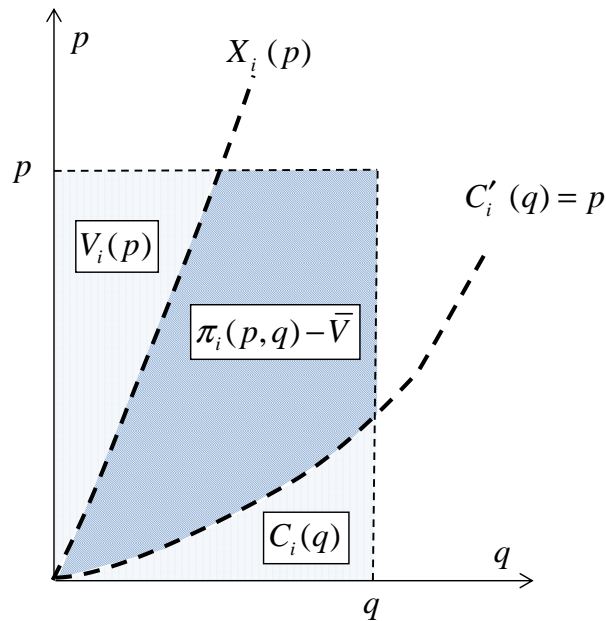


Figure 2: Profit of firm i as a function of p and q .

Similar to Green and Newbery (1992), and Klemperer and Meyer (1989) we assume that the cost function $C_i(q)$ is common knowledge, increasing, convex and twice differentiable.

Each producer's supply decision in stage 2, the spot market, is represented by a right-continuous supply function denoted by $Q_i(p)$. We assume that $Q_i(p)$ and $X_i(p)$ are twice differentiable on $(0, \bar{p})$ and continuous at \bar{p} . We let $Q(p) = \sum_{i=1}^N Q_i(p)$ be the total output of the industry and $Q_{-i}(p) = Q(p) - Q_i(p)$ that of firm i 's competitors.

As in Klemperer and Meyer (1989), demand $D(p, \varepsilon)$ is realized after offers to the spot market have been submitted. The demand function is twice differentiable with respect to the spot price p and is subject to an exogenous additive shock, ε . Hence,

$$D(p, \varepsilon) = D(p) + \varepsilon. \quad (3)$$

The demand function is concave ($D''(p) \leq 0$), downward sloping ($D'(0) < 0$) and satisfies $D(0) = 0$. We define $D_i(p) := D(p) - Q_{-i}(p)$ as the residual demand of firm i when the demand shock is zero, $\varepsilon = 0$. When firms make their contracting decisions in the first stage, the shock density and its probability distribution are given by $f(\varepsilon)$ and $F(\varepsilon)$, respectively. The shock density has support on $[0, \bar{\varepsilon}]$ and on this interval $f(\varepsilon)$ is differentiable and positive, $f(\varepsilon) > 0$. The variance of the demand shock is bounded.

For any given demand shock, ε , the spot price is implicitly defined by the market clearing condition: aggregate supply should be equal to total demand. The price function $P(\varepsilon)$ maps the demand shock ε , to the market equilibrium price p .

$$P(\varepsilon) : \varepsilon \mapsto p : Q(p) = D(p) + \varepsilon.$$

To guarantee existence of an equilibrium price, we assume as in Klemperer and Meyer (1989) and Vives (2011) that all agents' profits will be zero if the market does not clear.

Thus firm i 's expected profit from trading in the contract and the spot markets is:

$$\Pi_i = \int \pi_i(P(\varepsilon), Q_i(P(\varepsilon))) dF(\varepsilon). \quad (4)$$

As in Allaz and Vila (1993) risk-neutral, price-taking consumers or investment banks trade in the contract market and ensure that the following non-arbitrage condition is satisfied for each strike price r .

$$\forall r : \quad \sigma(r) = E_\varepsilon [\max(P(\varepsilon) - r, 0)]. \quad (5)$$

Hence, the value of the call option is equal to the expected second stage payment from the contract.

4 Analysis

We solve the game by means of backward induction. The properties of Nash equilibria in the second stage spot market are analyzed in Section 4.1. In Section 4.2, we rely on non-arbitrage conditions to derive the expected profit in stage 1 given the contracting position of firms. Our equilibrium concept and solution method for the two stage game is discussed in detail in Section 4.3, before we derive conditions for optimal contracting in Section 4.4.

4.1 The spot market

In the second stage of the game, each firm i observes its competitors' portfolio of option contracts and then chooses its supply function $Q_i(p)$ to maximize the firm's expected profit given the competitors' spot market bids $Q_{-i}(p)$. Our first proposition generalizes the first-order condition in Klemperer and Meyer (1989), so that it applies to a producer holding a portfolio with a range of option contracts:

Proposition 1 (FOC Spot Market) *The necessary first-order conditions (FOC) for a Nash equilibrium in the spot market are given by the following system of ordinary differential equations:*

$$\forall i, \forall p \in (0, \bar{p}) : \quad Q_i(p) - X_i(p) - [p - C'_i(Q_i(p))] [Q'_{-i}(p) - D'(p)] = 0. \quad (6)$$

Proof. Firm i chooses its bid function $Q_i(p)$ to maximize its expected profit. Substituting the market clearing condition

$$Q_i(P(\varepsilon)) = D_i(P(\varepsilon)) + \varepsilon$$

in firm i 's objective function (4) we obtain

$$\Pi_i = \int \pi_i(P(\varepsilon), D_i(P(\varepsilon)) + \varepsilon) dF(\varepsilon).$$

The first order condition can be found by pointwise differentiation of the integrand with respect to $p = P(\varepsilon)$. Using expression (2) for firm i 's profit, we derive the marginal effect of a price increase for a given demand shock ε .

$$\begin{aligned} \frac{d\pi_i(p, D_i(p) + \varepsilon)}{dp} &= D_i(p) + \varepsilon - X_i(p) + (p - C'_i(D_i(p) + \varepsilon)) D'_i(p) \\ &= Q_i(p) - X_i(p) + (p - C'_i(Q_i(p))) D'_i(p) \end{aligned} \quad (7)$$

A price increase gives a higher spot market revenue for existing quantities, $Q_i(p)$, but it increases the payment firm i needs to make for its contracted obligation, $V'_i(p) = X_i(p)$. Moreover, a price increase will reduce sales volumes, which reduces profits by $p|D'_i(p)|$, but the lower volume will also lead to production cost savings equal to $C'_i(D_i(p))|D'_i(p)|$. The generalized Klemperer and Meyer equations (6) follow from equating this expression to zero ($\frac{d\pi_i}{dp} = 0$) and observing that $D'_i(p) = D'(p) - Q'_{-i}(p)$. ■

The following proposition specifies a sufficient condition for the solution of the system of first order conditions (FOC) to be a Nash equilibrium.

Proposition 2 (NE Spot Market) ¹⁷ *A tuple $\check{Q} = \{\check{Q}_i(p)\}_{i=1}^N$ which satisfies the first order conditions of the second stage game, i.e. the generalized Klemperer and Meyer equations (6) constitutes a Nash equilibrium (NE) in the second-stage if:*

1. *The slope of total supply is larger than the slope of the demand function $\check{Q}'(p) > D'(p)$ on the price interval $(0, \bar{p})$. This ensures that clearing prices are unique.*
2. *Each firm i faces a downward sloping residual demand function or has sufficiently flat marginal cost functions. That is $\check{D}'_i(p) C''_i(q) \leq 1 \forall q \geq 0$ and $\forall p \in (0, \bar{p})$, where $\check{D}_i(p) = D(p) - \check{Q}_{-i}(p)$.*

Proof. Consider an arbitrary firm i . It takes contract positions $\{X_i(p)\}_{i=1}^N$ as given and assumes that its competitors bid $\check{Q}_{-i}(p)$ as supply. Thus firm i is facing the residual demand $\check{D}_i(p) + \varepsilon$. We prove that bidding $\check{Q}_i(p)$ is profit maximizing for firm i .

When demand shock ε^* occurs, the market price is p^* if firm i makes the offer $\check{Q}_i(p^*)$, i.e. $\check{Q}_i(p^*) = \check{D}_i(p^*) + \varepsilon$. We will prove that firm i 's profit reaches a global maximum at p^* along its residual demand $\check{D}_i(p) + \varepsilon^*$ for every shock outcome ε^* . That is, producing $\check{Q}_i(p^*)$ is ex-post optimal for firm i .

With the offer $\check{Q}_i(p)$, the first-order condition in (6) is satisfied for every price. Subtracting it from (7) yields:

$$\frac{d\pi_i(p, \check{D}_i(p) + \varepsilon^*)}{dp} = [\check{D}_i(p) + \varepsilon^* - \check{Q}_i(p)] - \check{D}_i(p) [C'_i(\check{D}_i(p) + \varepsilon^*) - C'_i(\check{Q}_i(p))]. \quad (8)$$

¹⁷This proposition generalizes a result by Holmberg et al. (2008) for spot markets without contracting.

According to the mean value theorem there must exist $\xi \in [\check{D}_i(p) + \varepsilon^*, \check{Q}_i(p)]$ such that $C'_i(\check{D}_i(p) + \varepsilon^*) - C'_i(\check{Q}_i(p)) = C''_i(\xi) [\check{D}_i(p) + \varepsilon^* - \check{Q}_i(p)]$. So Equation 8 can be rewritten as:

$$\frac{d\pi_i(p, \check{D}_i(p) + \varepsilon^*)}{dp} = [\check{D}_i(p) + \varepsilon^* - \check{Q}_i(p)] (1 - \check{D}_i(p) C''_i(\xi))$$

The second condition implies that $\check{D}_i(p) \cdot C''_i(\xi) \leq 1$. So the second factor of the expression is always positive. The market clears at price p^* when firm i offers $\check{Q}_i(p)$, so the first factor is zero when $p = p^*$. The first condition implies that $\check{Q}'_i(p) > \check{D}'_i(p)$, so the first factor is negative when prices p are above p^* and positive for prices below p^* . Hence we have shown that:

$$\frac{d\pi_i(p, \check{D}_i(p) + \varepsilon^*)}{dp} \begin{cases} \leq 0 & \text{if } p > p^* \\ = 0 & \text{if } p = p^* \\ \geq 0 & \text{if } p < p^* \end{cases}$$

which is sufficient for a global profit maximum at p^* . We can use the same argument for all shocks ε and all firms i and we can conclude that the tuple $\check{\mathbf{Q}} = \{\check{Q}_i(p)\}_{i=1}^N$ constitutes a Nash equilibrium. ■

Proposition 3 *If firm i sold call options that trace its marginal cost, (that is $p = C'_i(X_i(p)) \forall p \in (0, \bar{p})$), then it bids competitively in the spot market and has constant profits, provided it has strictly increasing marginal costs and faces a downward sloping residual demand function or has sufficiently flat marginal cost functions. That is $D'_i(p) C''_i(q) < 1 \forall q \geq 0$ and $\forall p \in (0, \bar{p})$.*

Proof. It is obvious that bidding $Q_i(p) = X_i(p)$ satisfies the necessary first order conditions in Proposition 1. It is also a global optimum for firm i , if the two conditions in Proposition 2 are satisfied. By assumption we have $p = C'_i(X_i(p))$ and $D'_i(p) C''_i(q) < 1 \forall p \in (0, \bar{p})$, so it follows that $Q'_i(p) = X'_i(p) = \frac{1}{C''_i(X_i(p))} \geq D'_i(p)$. Hence the first condition is satisfied. The second condition is satisfied by assumption. Given this bidding strategy, firm i 's profit is constant:

$$\pi_i(p, Q(p)) = \bar{V}_i + pQ_i(p) - V_i(p) - C_i(Q_i(p)) = \bar{V}_i.$$

This can shown by partial integration or by studying Figure 2. ■

Thus a firm can sell a portfolio that hedges its profit perfectly, but as a result, it will end up selling at marginal cost. If a firm would like to use its market power, it should not hedge all of its capacity.

4.2 First Period Profit function under perfect arbitrage

The no-arbitrage condition (5) is valid for any contracting choice of the producers. By using the arbitrage condition and reversing the order of integration, we can

rewrite the contracting revenue of firm i :

$$\begin{aligned}\bar{V}_i &= \int_0^{\bar{p}} \sigma(r) \cdot dX_i(r) = \int_0^{\bar{p}} E_\varepsilon [\max(P(\varepsilon) - r, 0)] \cdot dX_i(r) \quad (9) \\ &= E_\varepsilon \left[\int_0^{P(\varepsilon)} (P(\varepsilon) - r) \cdot dX_i(r) \right] = E_\varepsilon [V_i(P(\varepsilon))].\end{aligned}$$

Thus due to perfect arbitrage, the contracting revenue is equal to the expected realized value of the portfolio. Substituting the expected contract revenue (9) into the pay-off (4) and simplifying we obtain:

$$\Pi_i = E_\varepsilon [\pi_i(\varepsilon)] = E_\varepsilon [P(\varepsilon) \cdot Q_i(P(\varepsilon)) - C_i(Q_i(P(\varepsilon)))]. \quad (10)$$

Thus similar to Allaz and Vila (1993) and Newbery (1998) etc., firm i 's pay-off does not depend on the contract position directly, but by selling contracts (X_i), it can strategically change the price in the spot market $P(\varepsilon)$.

4.3 Equilibrium concept and solution method

Klemperer and Meyer (1989) show that multiple Nash Equilibria (NE) may exist in supply function games such as the one played in the second stage of our model. This complicates the equilibrium analysis of our game. Before proceeding we therefore discuss how we refine the Sub-game Perfect Nash Equilibrium (SPNE) concept, and which solution method we will follow to find such an equilibrium.

4.3.1 Equilibrium concept

We start with some definitions. Each tuple of contracting actions $\mathbf{X} = \{X_i(p)\}_{i=1}^N$ defines a different subgame in the second stage spot market, which we denote as *subgame* \mathbf{X} . The set of subgames will be denoted Ξ . Firm i 's *strategy* $\{X_i(p), Q_i(p, \mathbf{X})\}$ specifies its action in the first stage (the contract market) and in each second stage subgame (the spot market). The *strategy profile*, the set of all firms' strategies, is given by $\{\mathbf{X}, \mathbf{Q}(\mathbf{X})\}$, where $\mathbf{Q}(\mathbf{X}) = \{Q_i(p, \mathbf{X})\}_{i=1}^N$ specifies a tuple of supply functions for each subgame \mathbf{X} . We let $SFE(\mathbf{X})$ be the *set of Supply Function Equilibria in subgame* \mathbf{X} . To rule out non-credible threats in the subgames, we solve for a Subgame Perfect Nash Equilibrium in the two-stage game.

Definition 1 (SPNE) A strategy profile $\{\mathbf{X}^*, \mathbf{Q}^*(\mathbf{X})\}$ constitutes a Subgame Perfect Nash Equilibrium (SPNE) iff:

$$\begin{aligned}(i) \quad & \forall i, \forall X_i \quad \Pi_i(\mathbf{Q}^*(\mathbf{X}^*), \mathbf{X}^*) \geq \Pi_i(\mathbf{Q}^*(\{X_i, \mathbf{X}_{-i}^*\}), \{X_i, \mathbf{X}_{-i}^*\}) \\ (ii) \quad & \forall \mathbf{X} \in \Xi \quad \mathbf{Q}^*(\mathbf{X}) \in SFE(\mathbf{X}).\end{aligned}$$

The first equation specifies that firms do not have an incentive to change their contracting decisions in the first stage, given competitors' contracting strategies \mathbf{X}_{-i}^* and the equilibria which will be played in the second stage, as described

by $\mathbf{Q}^*(\mathbf{X})$. The second equation states that the function $\mathbf{Q}^*(\mathbf{X})$ has to be an equilibrium in each subgame.

There can be multiple SPNE when subgames do not have unique equilibria. In this case, we would like to use Pareto dominance to refine the set of Nash equilibria in subgames with multiple Nash Equilibria. A problem with this refinement is that it can only be applied to games where Pareto Optimal NE exists in every subgame. Although the set $SFE(X)$ is typically non-empty, it might not be closed, so a Pareto optimal SFE might not exist in some subgames \mathbf{X} .

Definition 2 (ϵ -Pareto Optimality) *A Supply Function Equilibrium $\mathbf{Q}^* \in SFE(\mathbf{X})$ in subgame \mathbf{X} is ϵ -Pareto optimal if no alternative equilibrium $\mathbf{Q} \in SFE(\mathbf{X})$ exists which is weakly preferred by all firms $\Pi_i(\mathbf{Q}, \mathbf{X}) - \Pi_i(\mathbf{Q}^*, \mathbf{X}) \geq 0$, and where one firm j would gain at least ϵ , $\pi_j(\mathbf{Q}, \mathbf{X}) - \pi_j(\mathbf{Q}^*, \mathbf{X}) > \epsilon$. The supply function equilibrium is Pareto optimal if it holds for $\epsilon = 0$.*

For a given $\epsilon > 0$, we define $SFE_{\epsilon-PO}(\mathbf{X})$ and $SFE_{PO}(\mathbf{X})$ as the set of ϵ -Pareto Optimal SFE and Pareto Optimal SFE in subgame \mathbf{X} . Note that $SFE_{PO}(\mathbf{X}) \subseteq SFE_{\epsilon-PO}(\mathbf{X}) \subseteq SFE(\mathbf{X})$.

Definition 3 [ϵ -PO-SPNE] *For a given $\epsilon \geq 0$, a subgame perfect Nash Equilibrium (SPNE) $\{\mathbf{X}^*, \mathbf{Q}^*(\mathbf{X})\}$ is an ϵ -Pareto Optimal subgame perfect Nash Equilibrium (ϵ -PO-SPNE) if:*

$$\forall \mathbf{X} \in \Xi \quad \begin{aligned} \mathbf{Q}^*(\mathbf{X}) &\in SFE_{\epsilon-PO}(\mathbf{X}) \\ \mathbf{Q}^*(\mathbf{X}^*) &\in SFE_{PO}(\mathbf{X}^*) \end{aligned}$$

If those expressions hold for $\epsilon = 0$, the SPNE is a Pareto Optimal subgame perfect Nash Equilibrium (PO-SPNE).

This definition requires that firms play a Pareto Optimal Nash equilibrium along the equilibrium path, while off the equilibrium path, they are allowed to play any Nash equilibrium which is not ϵ -dominated by other Nash equilibria in the subgame. So by coordinating on another Nash equilibrium in a subgame off the equilibrium path, no firm can gain more than ϵ without making some other firm worse off.¹⁸ Note that if each subgame has a unique Nash equilibrium, then any SPNE is also a PO-SPNE and an ϵ -PO-SPNE.

4.3.2 Solution method

In order to find subgame perfect Nash equilibria, the set of supply function equilibria in each sub-game needs to be determined. However, the necessary first order and sufficient second order conditions in Propositions 1 and 2 do not describe all equilibria. In our paper we therefore first solve an Equilibrium Program with

¹⁸The Pareto Perfect Equilibrium (PPE) (Bernheim et al., 1987) is related with the PO-SPNE concept, but is a stricter refinement as it imposes that only those PO-SPNE are played which are Pareto Optimal in the first stage. Hence, the set of PPE is a subset of the set of PO-SPNE. In case a PO-SPNE is unique, then it is also a Pareto Perfect Equilibrium (PPE).

Equilibrium Constraints (EPEC). This solution method is often used to compute equilibria of dynamic games, including games with strategic contracting.¹⁹ It is assumed that each firm maximizes its profit subject to the First Order Conditions (the “Equilibrium Constraints”). In the next step we then verify that the solutions of the equilibrium program are SPNE. In particular we will show that an EPEC solution has similar properties as an ϵ -PO-SPNE, which we defined in Section 4.3.1.

We define an *outcome* as a set of actions that firms take along one particular path in the game. Hence we present an outcome as $\{\mathbf{X}^0, \mathbf{Q}^0\}$; the contract curves $\mathbf{X}^0 = \{X_i(p)\}_{i=1}^N$ and supply functions $\mathbf{Q}^0 = \{Q_i(p)\}_{i=1}^N$ that firms offer in the first and second stage, respectively. Let $FOC(\mathbf{X})$ be the set of tuples $\mathbf{Q}(\mathbf{X})$ in subgame \mathbf{X} that satisfy the necessary first order conditions of an SFE as specified in Proposition 1. Thus $SFE(\mathbf{X}) \subseteq FOC(\mathbf{X})$.

A Mathematical Program with Equilibrium Constraints (MPEC, Luo et al., 1996) is an optimization program where a firm maximizes its profit, subject to a set of first order conditions (the equilibrium constraints).

Definition 4 (MPEC Outcome) *An outcome $\{\mathbf{X}^*, \mathbf{Q}^*\}$ is an MPEC outcome for firm i iff it is a solution of firm i 's Mathematical Program with Equilibrium constraints (MPEC)*

$$MPEC(i) \quad \forall X_i, \forall \mathbf{Q} \in FOC(\{X_i, \mathbf{X}_{-i}^*\}) \quad \Pi_i(\mathbf{Q}^*, \mathbf{X}^*) \geq \Pi_i(\mathbf{Q}, \{X_i, \mathbf{X}_{-i}^*\}).$$

An Equilibrium Program with Equilibrium Constraints (EPEC) is the system of MPECs, one for each firm i .

Definition 5 (EPEC Equilibrium) *An outcome $\{\mathbf{X}^*, \mathbf{Q}^*\}$ is an EPEC outcome iff $\forall i$, $\{\mathbf{X}^*, \mathbf{Q}^*\}$ is an MPEC outcome for firm i . We say that $\{\mathbf{X}^*, \mathbf{Q}^*\}$ is an EPEC equilibrium if in addition $\mathbf{Q}^* \in SFE(\mathbf{X}^*)$.*

It can be shown that the EPEC equilibrium is closely related to the concept of an ϵ -PO-SPNE of a dynamic game:

Proposition 4 *If there exists an SFE in every sub game, i.e. $\forall \mathbf{X} : SFE(\mathbf{X}) \neq \emptyset$, and the monopoly profit is bounded in every subgame, then an EPEC equilibrium $\{\mathbf{X}^*, \mathbf{Q}^*\}$ is on the equilibrium path of an ϵ -PO-SPNE for any $\epsilon > 0$.*

Proof. Step 1: We first prove that the EPEC equilibrium implies that a Pareto Optimal SFE is played along the equilibrium path, i.e. $\mathbf{Q}^*(\mathbf{X}^*) \in SFE_{PO}(\mathbf{X}^*)$. We will use a proof by contradiction. Suppose that there is a Nash equilibrium $\tilde{\mathbf{Q}} \in SFE(\mathbf{X}^*)$ such that

$$\forall i, \Pi_i(\tilde{\mathbf{Q}}, \mathbf{X}^*) \geq \Pi_i(\mathbf{Q}^*, \mathbf{X}^*)$$

¹⁹Su (2007) and Zhang et al. (2010) use an EPEC to calculate strategic forward contracting in oligopoly markets.

where the inequality is strict for one of the firms. Without loss of generality assume that for firm 1: $\Pi_1(\tilde{\mathbf{Q}}, \mathbf{X}^*) > \Pi_1(\mathbf{Q}^*, \mathbf{X}^*)$. The definition of the EPEC outcome requires that:

$$\Pi_1(\mathbf{Q}^*, \mathbf{X}^*) \geq \Pi_1(\mathbf{Q}, \mathbf{X}^*) \quad \forall \mathbf{Q} \in FOC(\mathbf{X}^*).$$

As the first order conditions are necessary conditions for an equilibrium, we must have that $\tilde{\mathbf{Q}} \in FOC(\mathbf{X}^*)$. Hence,

$$\Pi_1(\mathbf{Q}^*, \mathbf{X}^*) \geq \Pi_1(\tilde{\mathbf{Q}}, \mathbf{X}^*),$$

which is a contradiction.

Step 2: We will now prove that in every subgame \mathbf{X} , and for each $\epsilon > 0$ there exists an ϵ -PO-SFE, i.e. $\forall \mathbf{X}, \forall \epsilon > 0, SFE_{\epsilon-PO}(\mathbf{X}) \neq \emptyset$. Define total industry profit as $\Pi_I(\mathbf{Q}, \mathbf{X}) \equiv \sum_i \Pi_i(\mathbf{Q}, \mathbf{X})$. Total industry profit $\Pi_I(\mathbf{Q}, \mathbf{X})$ is bounded above by the monopoly profit Π^M , so that $\Pi_I(\mathbf{Q}, \mathbf{X}) \leq \Pi^M$. It follows from Dedekind completeness that every non-empty set of real numbers having an upper bound must also have a least upper bound. Thus we let $\Pi^{sup}(\mathbf{X})$ denote the least-upper bound (or supremum) of equilibrium industry profits in subgame \mathbf{X} . Hence, $\Pi_I(\mathbf{Q}, \mathbf{X}) \leq \Pi^{sup}(\mathbf{X})$. By assumption there exists one equilibrium in every subgame. For any $\epsilon > 0$ one can always find one $\mathbf{Q}_\epsilon \in SFE(\mathbf{X})$, such that $\Pi_I(\mathbf{Q}_\epsilon, \mathbf{X}) \geq \Pi^{sup}(\mathbf{X}) - \epsilon$, otherwise $\Pi^{sup}(\mathbf{X})$ would not be the least-upper bound of equilibrium industry profits in subgame \mathbf{X} . We now prove by contradiction that the SFE \mathbf{Q}_ϵ is ϵ -Pareto Optimal. Suppose it were not, then there exist an alternative SFE $\tilde{\mathbf{Q}} \in SFE(\mathbf{X})$ such that some firm i improves its profit by at least ϵ , $\Pi_i(\tilde{\mathbf{Q}}, \mathbf{X}) - \Pi_i(\mathbf{Q}_\epsilon, \mathbf{X}) > \epsilon$ while other firms $j \neq i$ receive at least as much as before $\Pi_j(\tilde{\mathbf{Q}}, \mathbf{X}) - \Pi_j(\mathbf{Q}_\epsilon, \mathbf{X}) \geq 0$. This implies however that $\Pi_I(\tilde{\mathbf{Q}}, \mathbf{X}) > \Pi_I(\mathbf{Q}_\epsilon, \mathbf{X}) + \epsilon \geq \Pi^{sup}(\mathbf{X})$, which is impossible given the definition of $\Pi^{sup}(\mathbf{X})$.

Step 3: It follows from step 2 that we can always find an ϵ -Pareto optimal supply function equilibrium $\mathbf{Q}_\epsilon(\mathbf{X}) \in SFE_{\epsilon-PO}(\mathbf{X})$ in each subgame, while the equilibrium \mathbf{Q}^* is played along the equilibrium path \mathbf{X}^* , i.e. $\mathbf{Q}_\epsilon(\mathbf{X}^*) = \mathbf{Q}^*$, according to step 1. In order to prove that $\{\mathbf{X}^*, \mathbf{Q}_\epsilon(\mathbf{X})\}$ is an ϵ -PO-SPNE, it remains to show that deviations from \mathbf{X}^* in the first stage are not profitable. As the first order conditions are necessary conditions for an equilibrium, we must have that $\mathbf{Q}_\epsilon(\mathbf{X}) \in FOC(\mathbf{X})$. Definition 5 implies that firm i has no profitable deviation $X_i(p) \neq X_i^*(p)$, such that $\Pi_i(\mathbf{Q}^*, \mathbf{X}^*) < \Pi_i(\mathbf{Q}_\epsilon(\{X_i, \mathbf{X}_{-i}^*\}), \{X_i, \mathbf{X}_{-i}^*\})$. Thus we can conclude from Definitions 1 and 3 that $\{\mathbf{X}^*, \mathbf{Q}_\epsilon(\mathbf{X})\}$ is an ϵ -PO-SPNE. ■

4.4 Strategic contracting

In this subsection we solve for equilibrium contracts. In order to simplify our notation we let

$$H(x) := N(N-1) \frac{1-F(x)}{f(x)} \quad (11)$$

be the inverse hazard rate of the probability distribution of the demand shock multiplied by $N(N-1)$, which is a measure of the interaction effect between

firms. For simplicity we set cost equal to zero in the remainder of the paper. We also make a weak assumption on $H(x)$.²⁰

Assumption 1 1. Production costs are zero, i.e. $C_i(Q_i) \equiv 0, \forall i$

2. The inverse hazard rate is decreasing or mildly increasing, $H'(\varepsilon) < 1 \forall \varepsilon \in (0, \bar{\varepsilon})$, i.e. the hazard rate is increasing or mildly decreasing.

Firm k maximizes profit by trading derivatives in stage 1, taking into account that the spot market outcome should satisfy the generalized Klemperer and Meyer FOC conditions (6), and that clearing of the spot market requires that spot demand must equal spot supply. Under Assumption 1 firm k 's expected profit in the first stage in (10) can be simplified to $E_\varepsilon [P(\varepsilon) Q_k(P(\varepsilon))]$. Hence, firm k 's optimal contracting level is determined by the following MPEC problem.

$$\begin{aligned} \text{MPEC}(k): \quad & \max \int_0^{\bar{p}} p \cdot Q_k(p) \cdot f(\varepsilon(p)) \cdot \underbrace{u(p)}_{d\varepsilon} dp. & (12) \\ \text{s.t.} \quad & \left\{ \begin{array}{l} \forall i: \quad Q'_{-i}(p) = D'(p) + \frac{Q_i(p) - X_i(p)}{p} \\ \varepsilon'(p) = u(p) \\ D(p) + \varepsilon(p) = Q(p) \end{array} \right. \end{aligned}$$

In order to calculate the contracting levels in equilibrium, we solve for an EPEC outcome, i.e. an outcome which satisfies each firm's MPEC problem as defined in (12). The next Proposition provides necessary first order conditions and a sufficient condition for a symmetric solution to be an EPEC outcome.

Proposition 5 (EPEC outcome) Under Assumption 1 any symmetric solution of the EPEC defined as the set of MPEC(k) problems $k = 1 \dots N$ in Equation (12) has to satisfy the following first order conditions:

$$H(\varepsilon(p)) = (pD(p))' + \varepsilon(p) + (N-1)^2 p \varepsilon'(p) \quad (13)$$

$$Q(p) = D(p) + \varepsilon(p) \quad (14)$$

$$X(p) = (pD(p))' + \varepsilon(p) - (N-1)p \varepsilon'(p) \quad (15)$$

for $\varepsilon(p) \in [\underline{\varepsilon}, \bar{\varepsilon}]$. Solutions to these equations are EPEC outcomes. That is, for each firm i , playing X_i globally solves its MPEC(i) problem.

Proof. Step 1: Without loss of generality we solve for the optimal contract of firm $k = 1$. In the optimal control problem, $X_1(p)$ only appears in the first constraint for $i = 1$. This implies that this constraint is never going to be binding, as firm 1 can freely choose $X_1(p)$ to satisfy this equation without influencing other

²⁰Most standard probability distributions, such as the normal and uniform distributions, have increasing hazard rates. According to Bulow and Klemperer (2002) it is therefore a weak assumption to only consider probability distributions with increasing hazard rates, i.e. decreasing inverse hazard rates, $H'(\varepsilon) \leq 0$. Note that our assumption is even weaker, as we allow for $H'(\varepsilon) < 1$.

constraints or the objective function. In the objective function and in the second and third constraints, competitors' total output matters, but not how it is divided between these firms. We can therefore sum up the remaining $(N - 1)$ equations (for cases $i \neq 1$) of the first constraint into one single constraint. Using that $F(\varepsilon(\bar{p})) = 1$ and integration by parts we can now rewrite the dynamic optimization problem as follows:

$$\max \int_0^{\bar{p}} (pQ_1)' [1 - F(\varepsilon)] dp. \quad (16)$$

$$s.t. \quad (N - 1)pQ_1' + (N - 2)pQ_{-1}' = (N - 1)pD' + Q_{-1} - X_{-1} \quad (17)$$

$$Q_{-1} + Q_1 = D + \varepsilon, \quad (18)$$

where, as before, the subscript $_{-i}$ refers to the sum of a variable over all firms, excluding firm i . Thus firm 1's expected profit is given by the integral of its marginal profit $\frac{\partial}{\partial p} (pQ_1(p))$ at price p , weighted by $1 - F(\varepsilon(p))$, the probability that the realized price is larger than p , and this also makes sense intuitively.

Step 2: We simplify the dynamic optimization problem by rewriting the constraints and then substituting them into the objective function. By adding the constraint (17) and $N - 1$ times constraint (18) we get:

$$(N - 1)(pQ_1)' = (N - 1)(pD)' - X_{-1} + (N - 1)\varepsilon - (N - 2)(pQ_{-1})'. \quad (19)$$

We use the identity in (18) to write $(pQ_{-1})'$ as a function of $(pQ_1)'$.

$$(pQ_{-1})' = (pD)' + (p\varepsilon)' - (pQ_1)',$$

which we can substitute into (19), to give an expression for the marginal profit $(pQ_1)'$

$$(pQ_1)' = (pD)' - X_{-1} + \varepsilon - (N - 2) \cdot p \cdot \varepsilon'.$$

Substituting this marginal profit into the objective function in (16) gives the following optimization problem:

$$\max \int_0^{\bar{p}} \underbrace{\{(pD)' - X_{-1} + \varepsilon - (N - 2) \cdot p \cdot \varepsilon'\}}_{h_1(p)} [1 - F(\varepsilon)] dp. \quad (20)$$

Step 3: We now derive the first order conditions of the optimization program (20). First we write it as the sum of two integrals:

$$\max \int_0^{\bar{p}} \{h_1(p) + \varepsilon\} [1 - F(\varepsilon)] dp - (N - 2) \int_0^{\bar{p}} p \cdot (G(\varepsilon) - G(\bar{\varepsilon}))' dp,$$

where $G(\varepsilon) = \int_0^\varepsilon (1 - F(t)) dt$. Note that $(G(\bar{\varepsilon}))'$ is zero and that $\varepsilon(\bar{p}) = \bar{\varepsilon}$. Thus the second term can be rewritten using integration by parts:

$$\max \int_0^{\bar{p}} \underbrace{\{[h_1(p) + \varepsilon] [1 - F(\varepsilon)] + (N - 2) (G(\varepsilon) - G(\bar{\varepsilon}))\}}_{\theta(p, \varepsilon)} dp.$$

The integrand only depends on $\varepsilon(p)$ and p , so we can maximize the integral by maximizing $\theta(p, \varepsilon)$ for each p . Thus for every p we want to find the $\varepsilon(p)$ that maximizes $\theta(p, \varepsilon)$.

$$\frac{\partial \theta(p, \varepsilon)}{\partial \varepsilon} = (N - 1)(1 - F(\varepsilon(p))) - (h_1(p) + \varepsilon(p))f(\varepsilon(p)) \quad (21)$$

Setting $\frac{\partial \theta(p, \varepsilon)}{\partial \varepsilon} = 0$ and multiplying the equation with $\frac{N}{f(\varepsilon(p))}$, the first order condition of this optimization problem can be written as:

$$H(\varepsilon) - Nh_1(p) - N\varepsilon = 0. \quad (22)$$

Step 4: We want to know under what circumstances solutions to this condition globally maximize profits. Let $\tilde{\varepsilon}(p)$ be a solution to this equation for a given contracting choice of the competitors, $X_{-1}(p)$. We see from (21) that $\frac{\partial \theta(p, \varepsilon)}{\partial \varepsilon}$ has the same sign as $H(\varepsilon(p)) - Nh_1(p) + N\varepsilon(p)$. It follows from Assumption 1.2 that $H'(\varepsilon) < 1$. Thus we realize that for all price levels p :

$$\begin{aligned} &\leq 0 \text{ if } \varepsilon > \tilde{\varepsilon}(p) \\ H(\varepsilon) - Nh_1(p) - N\varepsilon &= 0 \text{ if } \varepsilon = \tilde{\varepsilon}(p) \\ &\geq 0 \text{ if } \varepsilon < \tilde{\varepsilon}(p). \end{aligned}$$

Accordingly, $\tilde{\varepsilon}(p)$ globally maximizes θ at each price. We can repeat the argument for any firm and thus solutions to (22) are EPEC outcomes according to Definition 5.

Step 5: We now solve for symmetric equilibria. Multiplying equation (19) with N , and assuming symmetry we find

$$X = N(pD)' + N\varepsilon - (N - 1)(pQ)'$$

Substituting the market clearing identity $Q(p) = D(p) + \varepsilon$ for Q , we obtain equation (15). Reinserting the definition of $h_1(p)$ in (20) into the first order condition (22) and assuming symmetry ($NX_{-i} = (N - 1)X$) we find

$$H(\varepsilon) = N(pD)' + N\varepsilon - (N - 1)X$$

Substituting X with equation (15) gives the differential equation in (13). Equation (14) describes the market clearing condition. ■

The two following propositions prove that the EPEC outcome in Proposition 5 is an EPEC equilibrium that is on the equilibrium path of an ϵ -PO SPNE.

Proposition 6 *The EPEC outcome in Proposition 5 is an EPEC equilibrium.*

Proof. It follows from Definition 5 that the EPEC outcome is an EPEC equilibrium if the two conditions in Proposition 2 are satisfied. Marginal costs are zero according to Assumption 1.1 so the second condition is satisfied. It remains to show that the first condition $Q' > D'$ or equivalently $\varepsilon'(p) > 0$ is satisfied.

First we want to verify that $\varepsilon'(0) > 0$. We rewrite the first order condition (13) and evaluate it at $p = 0$:

$$(N - 1)^2 \varepsilon'(0) = \lim_{p \rightarrow 0} \frac{H(\varepsilon(p)) - \varepsilon(p) - D(p)}{p} - D'(0)$$

We use l'Hopital's rule and collect the terms with $\varepsilon'(0)$ to find

$$\varepsilon'(0) ((N - 1)^2 + 1 - H') = -2D'(0).$$

The second factor on the left hand side is positive given Assumption 1.2. It follows from the assumed properties of the demand function in Section 3 that the right hand side is also positive, as $D'(0) < 0$. Thus we must have that $\varepsilon'(0) > 0$.

In the next step we show that whenever $\varepsilon'(p) = 0$ for a given strictly positive price $p > 0$, it must be that $\varepsilon''(p) > 0$. Differentiating the first order condition (13) with respect to p , we find

$$H'(\varepsilon)\varepsilon' = (N - 1)^2(\varepsilon' + p\varepsilon'') + \varepsilon' + (pD)''$$

For price levels where $\varepsilon' = 0$, this expression simplifies to:

$$(N - 1)^2 p \varepsilon'' = -(pD)''$$

It follows from the assumed properties of the demand function in Section 3 that $(pD)'' \leq 0$. Thus the right hand side is positive. We consider strictly positive prices, so it must be that $\varepsilon''(p) > 0$ when $\varepsilon' = 0$.

In the last step we show that $\varepsilon'(p) > 0$ for all prices. Our proof is by contradiction. Assume that the inequality $\varepsilon'(p) > 0$ is violated for some $p > 0$. Let p_0 be the lowest price above 0 where $\varepsilon'(p) = 0$. Thus our assumptions would imply that $\varepsilon'(p) > 0$ for $p \in [0, p_0)$ and that $\varepsilon'(p_0) = 0$, which requires that $\varepsilon''(p_0) \leq 0$. However, this is impossible as we have just shown that whenever $\varepsilon'(p_0) = 0$ it must be that $\varepsilon''(p_0) > 0$. Hence, $\varepsilon'(p) > 0$ for $p \in [0, \bar{p}]$. ■

Proposition 7 *The EPEC outcome in Proposition 5 is on the equilibrium path of an ε -PO SPNE for any $\varepsilon > 0$.*

Proof. It follows from Proposition 6 that the EPEC outcome in Proposition 5 is an EPEC equilibrium. We know from Proposition 4 that the EPEC equilibrium is on the equilibrium path of an ε -PO SPNE if (1) the monopoly payoff is bounded and (2) there exist an SFE in every subgame. We prove that both conditions hold.

Let $\gamma = -D'(0) > 0$. Thus it follows from the assumed properties of the demand function in Section 3 that

$$D(p) \leq -\gamma p.$$

We realize that the monopoly profit for demand $D(p)$ is bounded by the monopoly profit for demand $-\gamma p$. In the latter case, the monopolist would set a monopoly

price $P(\varepsilon) = \frac{\varepsilon}{2\gamma}$ and receive a monopoly profit $\pi^M(\varepsilon) = \frac{\varepsilon^2}{4\gamma}$. In expectation this monopoly profit is:

$$\Pi^M = \int_0^{\bar{\varepsilon}} \pi^M(\varepsilon) f(\varepsilon) d\varepsilon = \frac{1}{4\gamma} \int_0^{\bar{\varepsilon}} \varepsilon^2 f(\varepsilon) d\varepsilon.$$

In Section 3 we make the assumption that ε has a bounded variance, so the expected monopoly profit must also be bounded.

Finally we note that Bertrand offers at $p = 0$ constitute a Nash equilibrium in every subgame irrespective of contracting. If competitors' total offers meet maximum demand at $p = 0$, then the profit of a firm is always zero irrespective of its offer, and it might as well choose its supply offer such that its total output meets maximum demand at $p = 0$. Thus the Bertrand outcome is always an equilibrium. ■

For a better understanding of the strategic interactions in our game, we take a brief look at firm 1's residual demand function. It is equal to total demand (term I) minus output of competitors, which is the production that they sell in the contract market (Term II) and in the spot market (Term III).

$$Q_1 = D_1 + \varepsilon = \underbrace{D + \varepsilon}_I - \underbrace{X_{-1}}_{II} - \underbrace{(Q_{-1} - X_{-1})}_{III}$$

It follows from the generalized Klemperer and Meyer conditions (6) that competitors' net-sales in the spot market are proportional to the slope of their residual demand function. Thus term III can be written as follows

$$\begin{aligned} Q_{-1} - X_{-1} &= \sum_{i \neq 1} p \cdot (Q'_{-i} - D') \\ &= \sum_{i \neq 1} \sum_{j \neq i} Q'_j p - \sum_{i \neq 1} D' p \\ &= (N - 1)Q'_1 p + (N - 2)Q'_{-1} p - (N - 1)D' p. \end{aligned}$$

which gives the following residual demand function for firm i :

$$Q_1 = \underbrace{D + \varepsilon}_I - \underbrace{X_{-1}}_{II} - \underbrace{(N - 1)|D'| p}_{III.a} - \underbrace{(N - 1)Q'_1 p}_{III.b} - \underbrace{(N - 2)Q'_{-1} p}_{III.c} \quad (23)$$

If demand is more elastic ($|D'|$ larger in term III.a) then the output of its $N - 1$ competitors will be larger, and the residual demand that firm 1 faces decreases. Similarly, if firm 1's output is flatter (Q'_1 is large in Term III.b), the output of its competitors' increases, and its residual demand decreases. Term (III.c) is an interaction effect between competitors of firm 1. If one competitor sets a flatter supply function, then the other $(N - 2)$ competitors will be more competitive, and the residual demand that firm 1 faces decreases.

In the Allaz and Vila (1993) model firms' production does not depend on prices, $\forall i, Q'_i = 0$, and firm 1's residual demand function consist only of the terms I, II, and III.a. Term III.a corresponds to the Stackelberg effect of firm 1: By being a first mover in stage 1, firm 1 can affect its competitors production level in the

second stage, as they will react to firm 1's output level.²¹ Term II corresponds to the first mover effect of firm 1's competitors. As its competitors sell forward, firm 1 faces a smaller residual demand function. The two additional terms III.b and III.c in our model are a consequence of allowing output to depend on prices.

We can now obtain some intuition on the incentives of firm 1 to make output inelastic or even downward sloping. This can be seen most easily in a duopoly setting ($N = 2$) in which case term (III.c) is zero. It follows from (23) that it is 'costly', either in terms of a reduced quantity or a reduced price, to set a positive slope $Q'_1 > 0$, because it makes its competitor's residual demand curve more elastic, which increases its output (term III.b becomes larger). Thus we would expect that firm 1 would find it optimal to keep this slope relatively small or even negative. To achieve this and still sell a significant amount, it will be optimal to produce a relatively large quantity at $p = 0$ and then to keep output fairly inelastic or even backward bending in the whole price range. This is the result that we get in the next section.

5 Closed-form solutions

Relying on the propositions of section 4, this section derives closed-form solutions of our model, and discusses the welfare effect of derivatives trading.

5.1 Market equilibrium

We make the following simplifying assumptions in order to explicitly solve for an EPEC equilibrium that is on the equilibrium path of an ϵ -PO SPNE.

Assumption 2 *Production costs are zero, the demand function $D(p) = -\gamma p$ is linear with $\gamma > 0$ and demand shocks are Pareto distributed of the second-order, so that $f(\varepsilon) = \beta^{1/\alpha} (\alpha\varepsilon + \beta)^{-1/\alpha-1}$ for $\varepsilon > 0$, where $\beta > 0$ and $\alpha \in (-\infty, \frac{1}{N(N-1)})$.*

The Pareto distribution of the second-order is a family of probability distributions with a wide range of properties (Johnson et al., 1994). For example, for $\alpha = 0$ it gives the exponential distribution and for $\alpha = -1$, the uniform distribution.

Proposition 8 (Closed-Form) *Under Assumption 2 the unique symmetric EPEC*

²¹This term can be understood better by looking at a standard Stackelberg game with one leader and $N - 1$ followers. The leader sets output, taken into account the subsequent reaction of its followers. Each follower sets its output such that its marginal revenue equals marginal costs, which is zero in our model. Hence, for each follower j , $Q_j + pD' = 0$. The output of one follower is $Q_j = |D'|p$, and total output of all followers is given by $(N - 1)|D'|p$.

equilibrium is given by:

$$\varepsilon(p) = \varepsilon_0 + \frac{2}{1 - \alpha(N-1)N + (N-1)^2} \gamma p \quad (24)$$

$$Q(p) = \varepsilon_0 + \frac{\alpha(N-1)N - (N-2)N}{1 - \alpha(N-1)N + (N-1)^2} \gamma p \quad (25)$$

$$X(p) = \varepsilon_0 + \frac{2\alpha(N-1)N - 2N^2 + 2N}{1 - \alpha(N-1)N + (N-1)^2} \gamma p, \quad (26)$$

where $\varepsilon_0 = \frac{\beta N(N-1)}{1 - \alpha(N-1)N}$. The equilibrium is on the equilibrium path of an ϵ -PO SPNE for any $\epsilon > 0$.

Proof. Lemma 1 shows that under Assumption 2 the unique solution of the set of differential equations (13-15) is given by the linear equations (24-26). It follows from Johnson et al. (1994) that the Pareto distribution of the second-order has a finite variance when $\alpha < \frac{1}{N(N-1)}$. We also note that under Assumption 2 we have $H'(\varepsilon) = N(N-1)\alpha < 1$. Thus it follows from Propositions 5-7 that the solution is an EPEC equilibrium that is on the equilibrium path of an ϵ -PO SPNE for any $\epsilon > 0$. ■

Figure 3 illustrates the results of Proposition 8 for the special case where $N = 2$ and the demand shock is uniformly distributed.

We notice that with linear demand, the contracting and output functions are linear for a Pareto distribution of the second order. The net-supply $Q(p) - X(p)$ is up-ward sloping, but the contracting function is downward sloping; producers sell forward contracts and buy call options for strike prices above zero. The output function is also backward bending for $N > 2$ or when $\alpha < 0$. Hence firms produce less, although the demand shock increases. As a result prices increase steeply as demand shocks increase. Even in the alternative case where total output is forward bending (duopoly $N = 2$ and $\alpha \geq 0$), the total output curve is still very steep. The slope of the total output as a function of price is less than $|D'|$, the slope of monopoly output.

As demand shocks become more uncertain (α increases),²² the anti-competitive consequences of contracts are mitigated: $Q(0)$ increases and $Q'(p)$ becomes less negative. However, even for the highest level of demand uncertainty that we consider $\alpha = \frac{1}{(N-1)N}$ total supply remains backward bending for $N > 2$. In the limit where demand is certain ($\alpha \rightarrow -\infty$), total supply will converge to $Q(p) \rightarrow -|D'|p$, which is less than the monopoly output. Thus for sufficiently small α , social welfare is lower than in a monopoly market without contracts.

It is also straightforward to verify that total forward sales, $X(0)$, increases with the number of firms. This ensures that the market becomes more competitive for low shock outcomes. However, the total output function will bend backwards more, when the number of firms increase; $Q'(p)$ decreases with more firms in the

²²For $\alpha \leq 0$, the demand shock range is $\left[0, \frac{\beta}{|\alpha|}\right]$, so a less negative α increases the range of demand shocks. For $\alpha \geq 0$, a larger α increases the thickness of the tail of the demand density (Holmberg, 2009).

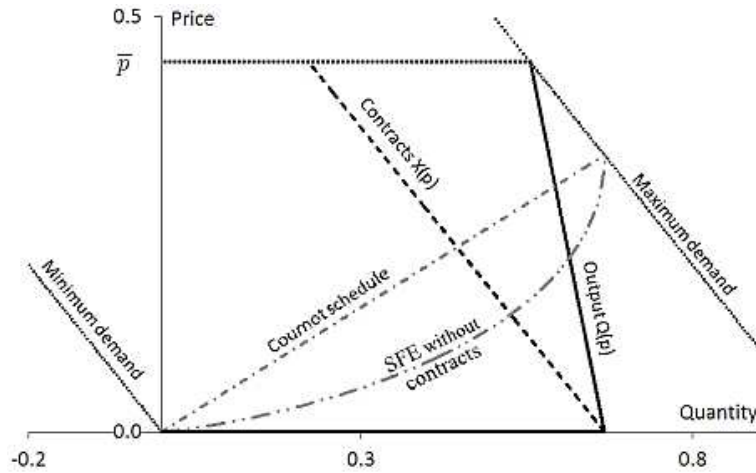


Figure 3: Total contracting and output for the SPNE described by Proposition 8 for a duopoly market with uniformly distributed demand.

market. Thus for $\alpha \geq 0$ (when the support of the shock density is infinite) the market will be less competitive for the highest shock outcomes if there are more firms in the market. Hence, our finding that firms have incentives to use option contracts to commit to fairly inelastic or even a backward bending output, becomes more apparent in markets with more firms. We attribute this to the interaction effect between competitors, term III.c in (23).

5.2 Welfare effects

Proposition 9 (Deadweight Loss) *The expected deadweight loss Λ for the equilibrium in Proposition 8 is:*

$$\Lambda = \frac{\beta^2 (1 - \alpha (N - 1) N + (N - 1)^2)^2}{4\gamma (1 - \alpha) (1 - 2\alpha) (1 - \alpha (N - 1) N)^{2-1/\alpha}}. \tag{27}$$

Proof. It follows from (24) that:

$$P(\varepsilon) = \begin{cases} A(\varepsilon - \varepsilon_0) & \text{if } \varepsilon > \varepsilon_0 \\ 0 & \text{if } \varepsilon \leq \varepsilon_0 \end{cases}$$

with $A = \frac{1-\alpha(N-1)N+(N-1)^2}{2\gamma}$. As in Holmberg and Newbery (2010), the welfare loss for a given demand shock ε is the deadweight-loss:

$$\lambda(\varepsilon) = \frac{P^2(\varepsilon)\gamma}{2} = \begin{cases} A^2 \frac{\gamma}{2} (\varepsilon - \varepsilon_0)^2 & \text{if } \varepsilon > \varepsilon_0 \\ 0 & \text{otherwise} \end{cases}$$

while the expected welfare loss is given by

$$\Lambda = E_\varepsilon [\lambda(\varepsilon)] = \int_{\varepsilon_0}^{\bar{\varepsilon}} \lambda(\varepsilon) f(\varepsilon) d\varepsilon.$$

Define $T(x)$ as the third-order integral of $f(x)$, so that $T(x) = \frac{-\beta^2}{(\alpha-1)(2\alpha-1)} \left(\frac{\alpha x + \beta}{\beta}\right)^{2-\frac{1}{\alpha}}$ and $T'''(x) = f(x)$. We can now evaluate the expected loss by twice integrating by parts.

$$\begin{aligned}\Lambda &= \underbrace{[\lambda(\varepsilon)T''(\varepsilon)]_{\varepsilon_0}^{\bar{\varepsilon}} - [\lambda'(\varepsilon)T'(\varepsilon)]_{\varepsilon_0}^{\bar{\varepsilon}}}_{=0} + \lambda''(\varepsilon) [T(\varepsilon)]_{\varepsilon_0}^{\bar{\varepsilon}} \\ &= -A^2\gamma T(\varepsilon_0) = A^2\gamma\beta^2 \frac{(1 - \alpha N(N-1))^{1/\alpha-2}}{(1-\alpha)(1-2\alpha)}\end{aligned}\quad (28)$$

Note that the first two terms are zero as long as $\alpha < \frac{1}{2}$, because $\bar{\varepsilon} = \frac{-\beta}{\alpha}$ if $\alpha < 0$ and $\bar{\varepsilon} = \infty$ otherwise. Welfare losses are quadratic in ε , therefore $\Lambda''^2\gamma$ is a constant. We get (27) by substituting $A = \frac{1-\alpha(N-1)N+(N-1)^2}{2\gamma}$ into (28). ■

We now discuss the effect of the number of firms on the market's competitiveness.

Proposition 10 *Under Assumption 2, the expected deadweight loss for the equilibrium in Proposition 8 decreases with the number of symmetric firms.*

Proof. The expected welfare loss is given by (27). Lemma 2 in the Appendix shows that $\frac{1-\alpha(N-1)N+(N-1)^2}{(1-\alpha(N-1)N)^{1-(1/2\alpha)}}$ is decreasing with respect to N which proves the result. ■

It follows from (27) that the market becomes perfectly competitive (no welfare losses) if the number of firms N goes to infinity and $\alpha \leq 0$.²³

Proposition 11 (Welfare Comparison) *Expected welfare is lower for the equilibrium in Proposition 8 than for a standard Cournot model without contracting where demand shocks are realized before firms choose production, provided that $N = 2$ and Assumption 2 is satisfied.*

Proof. From the first-order condition of the Cournot market with certain demand it follows that the total duopoly output is: $Q = 2\gamma p$. The market clears when $Q = \varepsilon - \gamma p$, so

$$P_{Cournot}(\varepsilon) = \frac{\varepsilon}{3\gamma}.$$

As before the deadweight loss for a given ε is:

$$\lambda_{Cournot}(\varepsilon) = \frac{P_{Cournot}^2(\varepsilon)\gamma}{2} = \frac{\varepsilon^2}{18\gamma}.$$

We can calculate the expected welfare losses $\Lambda_{Cournot} = E_{\varepsilon}[\lambda_{Cournot}(\varepsilon)]$ as in Proposition 9 by twice integrating by parts:

$$\Lambda_{Cournot} = \lambda''_{Cournot}(\varepsilon) [T(\varepsilon)]_0^{\bar{\varepsilon}} = -\frac{T(0)}{9\gamma} = \frac{1}{9\gamma} \frac{\beta^2}{(1-\alpha)(1-2\alpha)}.$$

²³Note that Assumption 2 does not allow for $\alpha > 0$ when $N \rightarrow \infty$.

Comparing the welfare losses in the Cournot game above and the welfare losses in Proposition 9 for $N = 2$, we find that:

$$\frac{\Lambda}{\Lambda_{\text{Cournot}}} = 9 \frac{(1 - \alpha)^2}{(1 - 2\alpha)^{2-1/\alpha}},$$

which is larger than 1 according to Lemma 3 in the Appendix. ■

Prices for a symmetric SFE without contracts are below the Cournot schedule (Klemperer and Meyer, 1989; Green and Newbery, 1992), i.e. prices in a Cournot equilibrium where demand shocks are realized before firms set production quantity. Thus Proposition 11 has the following implication:

Corollary 1 *The introduction of a derivatives market will lower welfare, provided that $N = 2$, Assumption 2 is satisfied, and firms play the unique symmetric EPEC equilibrium after the reform.*

This result contrasts with Holmberg's (2011) two-stage model with forward contracting and supply function competition, where the introduction of a forward market weakly improved competition for cases when marginal costs are constant up to a capacity constraint. Similarly, forward markets improved welfare in Allaz and Vila's (1993).

6 Conclusion

Commodity derivatives such as forwards and call options are very useful hedging instruments. However, in an oligopoly market they will also be used strategically. In Allaz and Vila's (1993) seminal study strategic contracting is pro-competitive. However, it is limited in that firms cannot use contracts to commit to a downward sloping supply. In our study, which has a less restrictive strategy space, strategic contracting has anti-competitive consequences.

Solving for an equilibrium of a two-stage game with derivative trade followed by spot market competition, we show that risk-neutral producers sell forward contracts and buy call option contracts. This contracting strategy commits them to a fairly inelastic or even downward sloping supply function in the spot market. This is profitable as it will give competitors incentives to increase their mark-ups. The forward sales improve competition for low demand realizations, but the option contracts reduce competition for high demand realizations. Hence commodity derivatives are pro-competitive for low demand, but anti-competitive during high demand. In a duopoly market, the second effect outweighs the first and total surplus decreases when the financial market is introduced. Total forward sales increase in a less concentrated market (more firms), which improves the low demand pro-competitive effect. In expectation having more firms in the market also reduces welfare losses, even if the anti-competitive effect at high demand becomes more pronounced.

We show that the anti-competitive effects worsen when demand uncertainty is smaller. When demand uncertainty becomes larger, it is optimal for firms

to offer supply functions that have a less negative slope, as this allows them to benefit more from both high and low demand realizations. Thus to avoid the anti-competitive effect of speculation, this suggests that option contracts should not be traded near delivery because firms then have a good estimate of demand. Alternatively, the same option contract or supply function should be valid for several delivery periods in order to increase demand variation.²⁴ Moreover, market monitors should carefully scrutinize incidents where producers use contracts in a speculative manner.

In our model producers are risk neutral and arbitrage in the financial market is perfect. Therefore, commitment by financial derivatives is costless. As this is not the case in practice, our results should be seen as a limiting case. With risk aversion, firms are expected to reduce tail risk and to hold contracting portfolios that are closer to their actual output, and therefore to offer supply functions that are more upward sloping. Thus contracting should be pro-competitive with sufficient risk-aversion. Also transaction costs in the financial market are likely to reduce the profitability of speculative positions. Considering such imperfections in contracting is likely to reduce the anti-competitive effect for high demand and the pro-competitive effect for low demand realizations.

In our study firms use call options and forward contracts to commit to downward sloping supply. Unlike spot markets with Cournot competition (Willems, 2005), our results should not depend on whether option contracts are financial or physical. It follows from the call-put parity that firm's could make the same commitment by put options and forward contracts. In practice firms could also use commitment tactics other than financial contracts, for instance by delegating decisions to managers, merging with downstream firms, and making irreversible investments. We believe that the main intuition of our paper, that firms would like to commit to downward sloping supply functions, remains valid in those settings. In this sense our result has parallels in Zöttl (2010), who models the strategic (irreversible) investments of firms, where firms compete on quantities in a spot market with random demand. He shows that firms will over-invest in technology with low marginal costs (base-load), but choose total investment capacities that are too low from a welfare viewpoint.

7 References

Allaz, B., and J-L Vila (1993), "Cournot competition, forward markets and efficiency", *Journal of Economic Theory* 59, pp. 1-16.

Anderson, E.J. and X. Hu (2012), "Asymmetric Supply Function Equilibria with Forward Contracts", *Journal of Optimization Theory and Applications* 152(1), pp. 198-224.

²⁴This is for example the case in the PJM market, where producers' offers are fixed during the whole day to meet a wide range of demand outcomes. PJM is the largest deregulated wholesale electricity market, covering all or parts of 13 U.S. states and the District of Columbia.

Anderson, E.J. and H. Xu (2005), “Supply Function Equilibrium in Electricity Spot Markets with Contracts and Price Caps”, *Journal of Optimization Theory and Applications* 124(2), pp. 257–283.

Anderson, E.J. and H. Xu (2006), “Optimal supply functions in electricity markets with option contracts and non-smooth costs”, *Mathematical Methods of Operations Research* 63(3), pp. 387–411.

Anderson, E.J. and A.B. Philpott (2002a), “Optimal offer construction in electricity markets”, *Mathematics of Operations Research* 27, pp. 82–100.

Anderson, E.J. and A.B. Philpott (2002b), “Using supply functions for offering generation into an electricity market”, *Operations Research* 50(3), pp. 477–489.

Argenton, C. and B. Willems (2010), Exclusion Through Speculation, TILEC Discussion paper 2010-27, Tilburg University.

Aromi, J.D., (2007), Models of Supply Function Equilibrium with Applications to the Electricity Industry, Dissertation, Department of Economics, University of Maryland.

Baldick, R. and W. Hogan (2002), Capacity constrained supply function equilibrium models for electricity markets: Stability, non-decreasing constraints, and function space iterations, POWER Paper PWP-089, University of California Energy Institute.

Bernheim, B. D., Peleg, B., Whinston, M. D. (1987), “Coalition-Proof Nash Equilibria: I. Concepts”, *Journal of Economic Theory* 42, pp. 1–12.

Bessembinder, H. and M.L. Lemmon (2002), “Equilibrium Pricing and Optimal Hedging in Electricity Forward Markets”, *The Journal of Finance* 57(3), pp. 1347–1382.

Brandts, J., P. Pezanis-Christou, and A. Schram (2008), “Competition with Forward Contracts: A Laboratory Analysis Motivated by Electricity Market Design”, *Economic Journal* 118(525), pp. 192–214.

Bulow, J., J. Geanakoplos, and P. Klemperer (1985), “Multimarket oligopoly: strategic substitutes and strategic complements”, *Journal of Political Economy* 93, pp. 488–511.

Bulow, J. and Klemperer, P. (2002). “Prices and the Winner’s Curse”, *RAND Journal of Economics* 33, pp. 1–21.

Bushnell, J., E. Mansur, and C. Saravia (2008), “Vertical Arrangements, Market Structure and Competition: An analysis of Restructured U.S. Electricity Markets.”, *American Economic Review* 98(1), pp. 237–266.

Chao, H. and R. Wilson (2005), *Implementation of Resource Adequacy Requirements via Option Contracts*, EPRI, Palo Alto, CA and EdF: 2005 1010712.

Cheng, L. (1985), “Comparing Bertrand and Cournot Equilibria: A Geometric Approach”, *RAND Journal of Economics* 16, pp. 146–152.

Cox, C.C. (1976), “Futures trading and Market information”, *Journal of Political Economy* 84(6), pp. 1215–1237.

de Frutos, N.-A. and N. Fabra (2012), “How to allocate forward contracts: The case of electricity markets”, *European Economic Review* 56 (3), pp. 451–469.

von der Fehr, N.-H., D. Harbord (1992), Long-Term Contracts and Imperfectly Competitive Spot Markets: A Study of the UK Electricity Industry, University of

Oslo Economics Memorandum No. 14/1992.

Ferreira, J.L. (2003), "Strategic interaction between futures and spot markets", *Journal of Economic Theory* 108, pp. 141–151.

Ferreira, J.L. (2006), "The Role of Observability in Futures Markets", *Topics in Theoretical Economics* 6(1), Article 7.

Figlewski, S. (1981), "The informational effects of restrictions on short sales: Some empirical evidence", *Journal of Financial and Quantitative Analysis* 16, pp. 463-476.

Fudenberg, D., and J. Tirole (1984), "The Fat-Cat Effect, the Puppy-Dog Ploy, and the Lean and Hungry Look.", *The American Economic Review* 74(2), pp. 361-366.

Green, R.J. (1999), "The Electricity Contract Market in England and Wales", *Journal of Industrial Economics* XLVII(1), pp. 107-124.

Green, R.J. and D.M. Newbery (1992), "Competition in the British Electricity Spot Market", *Journal of Political Economy* 100(5), pp. 929-953.

Hart, O.D., and D.M. Kreps (1986), "Price Destabilizing Speculation", *Journal of Political Economy* 94(5), pp. 927-952.

Herrera-Dappe, M. (2008), Market Power, Forward Trading and Supply Function Competition, job market paper, Department of Economics, University of Maryland.

Hewitt, E. and K. Stromberg (1965), Real and abstract analysis, Berlin:Springer-Verlag.

Holmberg, P. (2009), "Supply Function Equilibria of Pay-as-Bid Auctions", *Journal of Regulatory Economics* 36(2), pp. 154-177.

Holmberg, P. (2011), "Strategic Forward Contracting in the Wholesale Electricity Market", *Energy Journal* 31, pp. 169-202.

Holmberg, P., and D. Newbery (2010), "The supply function equilibrium and its policy implications for wholesale electricity auctions", *Utilities Policy* 18(4), pp. 209-226.

Holmberg, P., D. Newbery, and D. Ralph (2008), *Supply Function Equilibria: Step Functions and Continuous Representations*, Working Paper 788, Research Institute of Industrial Economics (IFN), Stockholm.

Hortacsu, A., and S. Puller (2008), "Understanding Strategic Bidding in Multi-Unit Auctions: A Case Study of the Texas Electricity Spot Market", *Rand Journal of Economics* 39(1), pp. 86-114.

Hughes, J.S., and J.L. Kao (1997), "Strategic forward contracting and observability", *International Journal of Industrial organization* 16(1), pp 121-133.

Johnson, N.L., S. Kotz and N. Balakrishnan (1994), Continuous Univariate Distributions, New York:John Wiley & Sons.

Klemperer, P.D., and M.A. Meyer (1989), "Supply function equilibria in an oligopoly under uncertainty", *Econometrica* 57, pp. 1243-1277.

Korniotis, G.M. (2009), *Does Speculation Affect Spot Price Levels? The Case of Metals with and without Futures Markets*. Division of Research & Statistics and Monetary Affairs. Federal Reserve Board.

Love, E.R. (1980), "Some Logarithm Inequalities", *The Mathematical Gazette*

64(427), pp. 55-57.

Luo, Z-Q, J.-S. Pang and D. Ralph (1996), *Mathematical Programs with Equilibrium Constraints*, Cambridge University Press.

Mahenc, P., and F. Salanié (2004), "Softening competition through forward trading", *Journal of Economic Theory* 116, pp. 282-293.

Murphy, F., and Y. Smeers (2010), "On the impact of forward markets on investments in oligopolistic markets with reference to electricity", *Operations Research* 58(3), pp. 515-528.

Newbery, D. M. (1998), "Competition, contracts, and entry in the electricity spot market", *RAND Journal of Economics* 29(4), pp. 726-749.

Niu, H., R. Baldick, and G. Zhu (2005), "Supply Function Equilibrium Bidding Strategies With Fixed Forward Contracts", *IEEE Transactions on power systems* 20(4), pp. 1859-1867.

Oren, S. (2005), "Generation Adequacy via Call Options Obligations: Safe Passage to the Promised Land", *The Electricity Journal* 18(9), pp. 28-42.

Petropoulos, G., J. Dijk, and B. Willems (2010), *Generation Investment and Access Regulation in the Electricity Market: a Real Option Approach*, Toulouse energy conference, <http://idei.fr/doc/conf/eem/petropoulos.pdf>

Reisinger, M., and L. Ressler (2009), "The Choice of Prices versus Quantities under Uncertainty", *Journal of Economics & Management Strategy* 18(4), pp. 1155-1177.

Singh, N. and X. Vives (1984), "Price and Quantity Competition in a Differentiated Duopoly." *Rand Journal of Economics* 15, pp. 546-554.

Sioshansi, R., and S. Oren (2007), "How Good are Supply Function Equilibrium Models: An Empirical Analysis of the ERCOT Balancing Market", *Journal of Regulatory Economics* 31 (1), pp. 1-35.

Stein, J.C. (1987), "Informational Externalities and Welfare-Reducing Speculation", *Journal of Political Economy* 95(6), pp. 1123-1145.

Su, C-L (2007), "Analysis on the forward market equilibrium model", *Operations Research Letters* 35, pp. 74 - 82.

Tirole, J. (1988), *The Theory of Industrial Organization*, Cambridge, MA: MIT Press.

Turnovsky, S.J. (1983), "The Determination of Spot and Futures Prices with Storable Commodities", *Econometrica* 51(5), pp. 1363-1387.

van Eijkel, R., and J-L. Moraga-González (2010), Do firms sell forward contracts for strategic reasons? An application to the Dutch wholesale market for natural gas, ESE Business School Working Paper No. 864. Available at SSRN: <http://ssrn.com/abstract=1645202>.

Vives, X. (2011), "Strategic supply function competition with private information", *Econometrica*, 79(6), pp. 1919-1966.

Willems, B., H. Weigt, and I. Rumiantseva (2009), "Cournot versus supply functions: What does the data tell us?", *Energy Economics* 31(1), pp. 38-47.

Willems, B. (2005), Virtual Divestitures, Will they make a difference? Cournot competition, option markets and efficiency, CSEM Working paper 150, University of California Energy Institute.

Willems, B. and J. Morbee (2010), “Risk management in electricity markets: hedging and market incompleteness”, *Energy Economics* 32(4), pp. 786-795.

Wilson, R. (1979), “Auctions of shares”, *Quarterly Journal of Economics* 93, pp. 675-689.

Wolak, F.A. (2000), “An Empirical Analysis of the Impact of Hedge Contracts on Bidding Behavior in a Competitive Electricity Market”, *International Economic Journal* 14(2), pp. 1-39.

Wolak, F. A. (2003), “Identification and Estimation of Cost Functions Using Observed Bid Data: An Application to Electricity Markets”, *Advances in Economics and Econometrics: Theory and Applications*, Eighth World Congress, ed. by M. Dewatripont, L. Hansen, and S. Turnovsky, pp. 115–149. Cambridge University Press, Cambridge.

Zhang, D., H. Xu, Y. Wu (2010), “A two stage stochastic equilibrium model for electricity markets with two way contracts”, *Mathematical Methods of Operations Research* 71, pp. 1–45.

Zöttl, G. (2010), “A Framework of Peak Load Pricing with Strategic Firms”, *Operations Research* 58(6), pp. 1637-1649.

Appendix

Lemma 1 Under assumption 2 the unique solution of the set of differential equations (13-15) is given by the linear equations (24-26).

Proof. Under Assumption 2 we have $\frac{1-F(\varepsilon)}{f(\varepsilon)} = \alpha\varepsilon + \beta$ (Holmberg, 2009) and $D(p) = -\gamma p$, which simplifies (13) to

$$N(N-1)\beta + 2\gamma p = (N-1)^2 p\varepsilon' + \varepsilon[1 - N(N-1)\alpha].$$

This is a first order differential equation in the form:

$$a\varepsilon + p\varepsilon' = g(p) \tag{29}$$

with

$$a = \frac{1 - \alpha(N-1)N}{(N-1)^2} \tag{30}$$

and

$$g(p) = \frac{N}{N-1}\beta + \frac{2}{(N-1)^2}\gamma p. \tag{31}$$

Both sides of (29) can then be multiplied with the integrating factor p^{a-1} and integrated. As long as $a > 0$ or equivalently $\alpha < \frac{1}{(N-1)N}$, we have that $p^a\varepsilon(p)$ is zero at $p = 0$, so

$$\varepsilon(p) = p^{-a} \int_0^p g(t)t^{a-1} dt.$$

Substituting a and $g(t)$ by their definitions in (30) and (31) and solving for this integral gives us equation (24). The optimal supply and contracting functions in (25) and (26) then follows from substituting (24) into (14) and (15), respectively.

■

Lemma 2 Under Assumption 2, it must be that $\xi(N, \alpha) = \frac{1-\alpha(N-1)N+(N-1)^2}{(1-\alpha(N-1)N)^{1-(1/2\alpha)}}$ is decreasing with respect to N .

Proof. The partial derivative of this expression with respect to N is

$$\frac{\partial \xi(N, \alpha)}{\partial N} = -\frac{\varpi(N, \alpha)}{2(1-\alpha(N-1)N)^{\frac{4\alpha-1}{2\alpha}}}$$

with $\varpi(N, \alpha) = (2N - 5N^2 + 2N^3 + 2) - \alpha(N - 1)(2N^2 - 3N + 2)$. As the denominator is always positive for $\alpha \in \left(-\infty, \frac{1}{(N-1)N}\right)$, we need to show that ϖ is positive as well. We have

$$\frac{\partial \varpi(N, \alpha)}{\partial \alpha} = -(N - 1)(2N^2 - 3N + 2) \leq 0$$

for $N \geq 2$. According to Assumption 2 we have $\alpha < \frac{1}{N(N-1)}$, so $\frac{1}{2}$ is an upper boundary for α and $\varpi(N, \alpha)$ is bounded from below by $\varpi\left(N, \frac{1}{2}\right)$

$$\varpi(N, \alpha) > \varpi\left(N, \frac{1}{2}\right) = \frac{1}{2}(N - 2)(N + 1)(2N - 3) \geq 0$$

for $N \geq 2$, which establishes the result. ■

Lemma 3 For $\alpha \in \left(-\infty, \frac{1}{2}\right)$ it must be that $9\frac{(1-\alpha)^2}{(1-2\alpha)^{2-1/\alpha}} > 1$

Proof. The left hand side of the inequality can be written as $9 \exp(z(\alpha))$ with

$$z(\alpha) = [2 \ln(1 - \alpha) + \left(\frac{1}{\alpha} - 2\right) \ln(1 - 2\alpha)].$$

We now prove that $\alpha = 0$ is a minimum of the function $z(\alpha)$. By differentiation of z with respect to α we obtain that:

$$\alpha^2(1 - \alpha)\frac{dz}{d\alpha} = -2\alpha - (1 - \alpha) \ln(1 - 2\alpha)$$

Love (1980) shows that $\frac{x}{1+\frac{1}{2}x} < \ln(1+x)$ if $x > 0$ and $\frac{x}{1+\frac{1}{2}x} > \ln(1+x)$ if $-1 < x < 0$. From this it directly follows that $\frac{dz}{d\alpha} > 0$ if $.5 > \alpha > 0$ and $\frac{dz}{d\alpha} < 0$ if $\alpha < 0$. The minimum of z is therefore achieved at $\alpha = 0$. Using l'Hopitals' rule it can be shown that $z(0) = -2$. Thus the minimum of $9e^{z(\alpha)}$ is $9e^{-2}$, which is larger than 1. ■